

METAL BUILDING PARTS & SALES

A Supplier of Metal Building Parts

Metal Building Parts & Sales is a one-stop supplier for metal buildings from parts to repairs to metal building packages. Whether you need roof and wall panels or accessories & special components, our specialized knowledge of metal buildings will help you obtain all the resources for your project.



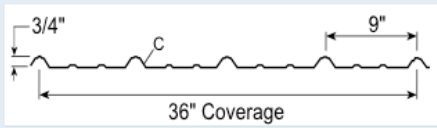

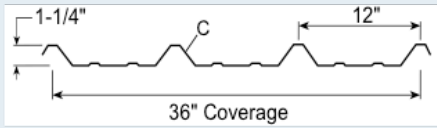

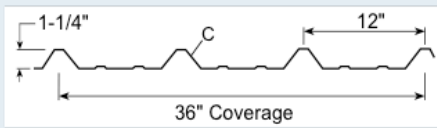

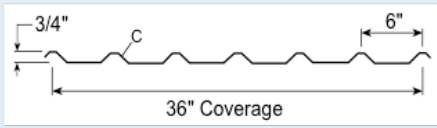

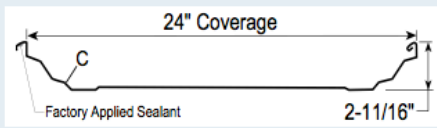

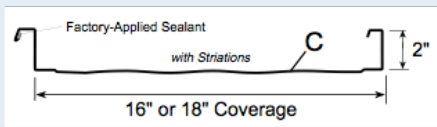

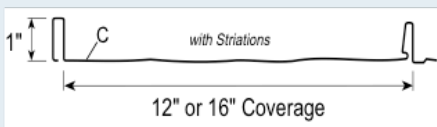

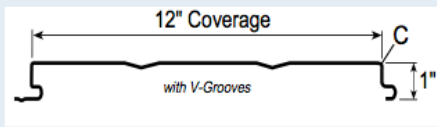

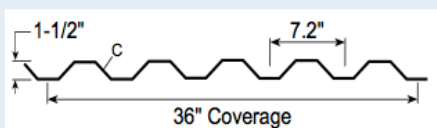

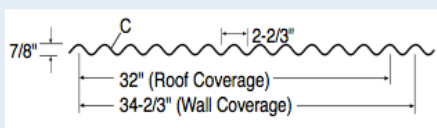

- * **Metal Wall Panels**
- * **Retrofit Roof Systems**
- * **Metal Roof Systems**
- * **Roof Curbs**
- * **Purlins and Girts**
- * **Cees and Zees**
- * **Angles and Eave Struts**
- * **Metal Building Insulation**
- * **Insulated Panels**
- * **Equipment Screens**



- * **Metal Trims**
- * **Doors**
- * **Canopies**
- * **Dek-Strips**
- * **Pipe Boots**
- * **Gutters & Downspouts**
- * **Skylights and Wall Lights**
- * **Fasteners, Bolts, Etc.**
- * **All Metal Building Accessories**



Metal Building Panels - We offer a full line of metal roof and wall panels in a wide range of panel profiles, colors, gauges, and finishes to match any design, update, or repair. A sampling of panel profiles is pictured below:

<p>Classic Rib</p>		
<p>R Panel</p>		
<p>PBR Panel</p>		
<p>U Panel</p>		
<p>Seam Loc</p>		
<p>Magna Loc</p>		
<p>Image II</p>		
<p>Soffit Panel</p>		
<p>7.2 Panel</p>		
<p>7/8" Corrugated</p>		

Metal Building Accessories and Components -

Need to match an existing design, find parts for a repair, or locate a unique metal building component, our knowledge of metal buildings will help obtain all the pieces and parts.



Metal Wall Panels




Gutters & Soffits



Canopies



Metal Roof Panels



Low-E Insulation



Metal Building Packages



Low Delivery Rates



Purlins



Equipment Screens



Miscellaneous Parts



All Metal Building Parts

Metal Building Door Systems

Pre-Assembled Doors:

- * Completely assembled and pre-hung into the frame
- * Installation approximately 30 minutes
- * Shipped in heavy-duty wooden crates, safe from damage during transport

Knock Down Doors:

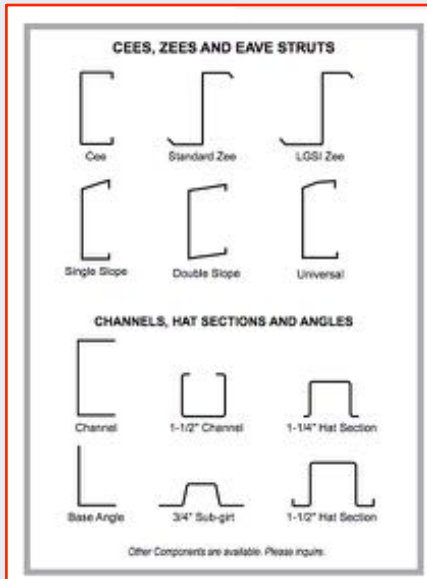
- * Complete with all components required for a complete door system
- * Installation approximately 4 man-hours

Glass Storefront Doors:

- * Variety of finishes, glazing, hardware, sizes and sidelights

Door Options:

- * Single 3x7, Wider 4x7, Double 6x7, double doors with or without center mullion
- * Standard lever lock, panic hardware, closers, latch guard, door swing options, wind-rated, glass in door (narrow 9x30, half 24x30)

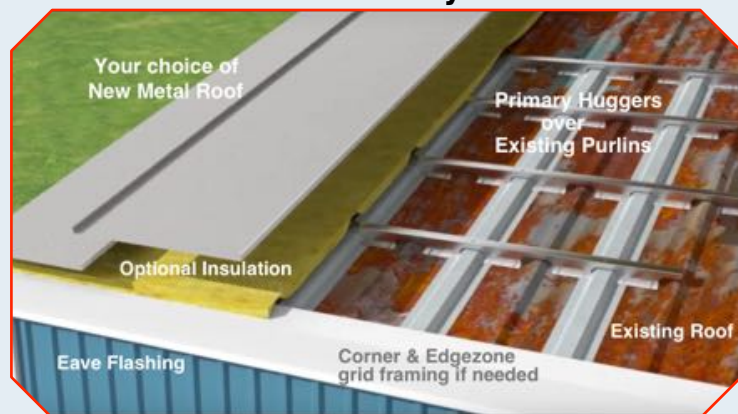


Specialty Metal Building Parts

We also supply the unusual and specialty metal building part, such as:

- * 3" **Cees** for metal building to have the most interior space
- * **Expansion Joint Material** between a metal building and masonry building
- * **Wind Clamps** for high wind areas on a standing seam roof
- * Wall Screws with **Tek-5 Drill Points** for installing metal panels on structural steel
- * **Retrofit Roofing Systems** specially designed to go over existing metal roofing without tear off and exposing interior to the weather

Retrofit Roof Systems



Supplying Parts,
Panels,
Hybrid Insulation Systems,
Repairs,
Additions,
and
Metal Building Packages



Metal Building Parts & Sales Inc.
(804) 746-1587
Info@MetalBuildingPartsAndSales.com